

# Stone Harbor Emerging Markets Corporate Debt Fund

## Investment Objective & Philosophy

The Fund seeks to maximize total return, which consists of income on its investments and capital appreciation. Our philosophy is based on a value-oriented, bottom-up approach to corporate investing. We approach emerging markets corporate investing with the mindset of a private lender, focusing on balance sheet strength, long-term cash flow generation, margin sustainability and capital structure. The investment team conducts multi-level risk management from a security, company, industry and sovereign perspective.

Fund Details		Fund Performance				
<b>Bloomberg Ticker</b>	SHCDX			<b>3 Years Annualized</b>	<b>5 Years Annualized</b>	<b>Since Inception Annualized</b>
<b>Net Assets</b>	US\$5.60 MM	<b>Q3 2020</b>	<b>1 Year</b>			
<b>NAV</b>	US\$8.68	<b>Fund NAV Return</b>	3.14%	1.11%	2.78%	5.31%
<b>Inception Date</b>	1 June 2011	<b>Benchmark</b>	2.75%	4.85%	4.73%	6.29%
<b>18 September 2020 Quarterly Dividend</b>	\$0.14	<b>Relative</b>	0.39%	-3.74%	-1.95%	-0.98%
<b>Benchmark</b>	J.P. Morgan CEMBI Broad Diversified					-1.69%
<b>Minimum Initial Investment</b>	Class I – US\$1 MM or equivalent	<i>As of 30 September 2020</i>				

### As of 30 September 2020

USD returns. The performance data shown reflects past performance. **The Fund's past performance is not a guarantee of future results.** The investment return and principal value of an investment will fluctuate so that an investor's shares, when redeemed, may be worth more or less than their original cost. The Fund's current performance may be higher or lower than that shown above. For current month end performance, call 212-548-1200.

Fees <sup>1</sup>	Fund Characteristics <sup>3</sup>	Regional Breakdown
<b>Management—Class I</b>	<b>No. of Holdings</b>	<b>Latin America</b>
0.85%/annum	110	43.3%
<b>Other Expenses</b>	<b>Effective Duration</b>	<b>Asia</b>
1.10%/annum	4.98 years	24.0%
<b>Total Annual Operating Expenses—Class I<sup>2</sup></b>	<b>Weighted Average Life</b>	<b>Middle East</b>
1.95%/annum	7.33 years	11.7%
<b>Total Annual Fund Operating Expenses After Fee Waiver &amp; Expense Reimbursement<sup>2</sup></b>	<b>Average Coupon</b>	<b>Africa</b>
1.01%/annum	6.12%	10.7%
	<b>Yield to Worst</b>	<b>Europe</b>
	7.15%	9.7%
	<b>Subsidized 30 day SEC Yield</b>	<b>Net Cash</b>
	5.84%	0.6%
	<b>Unsubsidized 30 day SEC Yield</b>	
	3.03%	
	<b>Distribution Yield</b>	
	5.41%	

### Distributed by ALPS Distributors, Inc.

**Past performance is not a guarantee of future results.** <sup>1</sup>As stated in the Fund's most recent prospectus. <sup>2</sup>Stone Harbor Investment Partners LP, the Fund's investment adviser, has agreed to limit the amount of the Fund's total annual expenses, exclusive of expenses of other funds in which the Fund may invest, brokerage expenses, interest expenses, taxes and extraordinary expenses, to 1.01% of the Fund's average daily net assets. This agreement is in effect through 30 September 2021. Please refer to the prospectus for additional information about the Fund's expenses. <sup>3</sup>Effective Duration is a measure of the sensitivity of price relative to changes in interest rates for a fixed income security. Weighted Average Life is the time to repayment of principal on a security whereby the time to each principal payment is weighted by the proportional size of the corresponding payment. Average Coupon is calculated for a portfolio by weighting each security's coupon by the size of the security investment par amount relative to total portfolio investment par. Yield to worst for a fixed income security is the lowest of yields calculated to each of the security's call dates and maturity date. The 30-day current net ("SEC") yield is calculated by dividing the net investment income per share for the 30 days ended on the date of calculation by the maximum offering price per share on that date. The figure is compounded and annualized. The distribution yield is based on the current NAV and the last 12 months distributions which are subject to change. Distribution payments are not guaranteed.

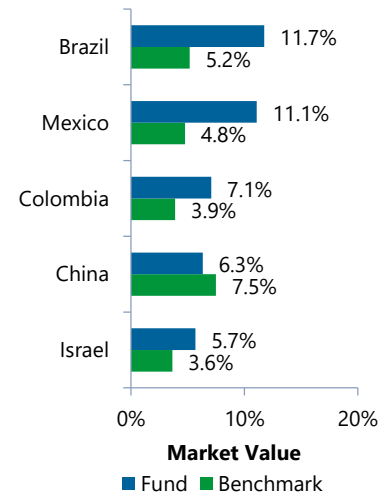
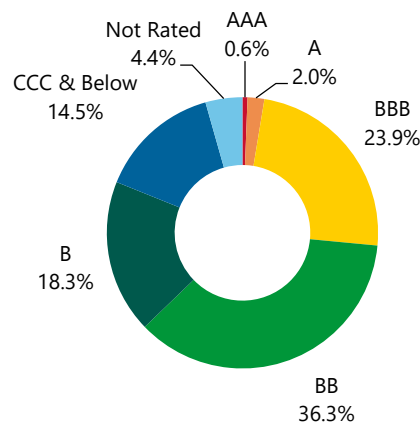
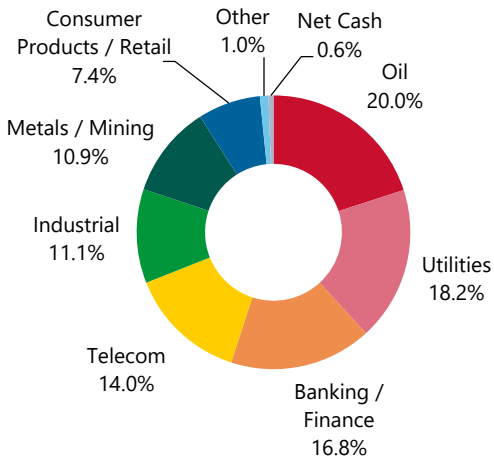
**Important risks are described on page 2. NOT FDIC INSURED. MAY LOSE VALUE. NO BANK GUARANTEE.**

# Stone Harbor Emerging Markets Corporate Debt Fund

Industry Weights

Credit Quality Breakdown<sup>4</sup>

Top 5 Countries<sup>5</sup>



## Additional Information

<sup>4</sup>Stone Harbor utilizes an average rating methodology to determine the Fund's credit quality breakdown. Sources for ratings include S&P, Moody's and Fitch. In determining the average credit quality of a security, Stone Harbor uses the following hierarchy: S&P; if S&P is unavailable, Moody's; if Moody's is unavailable, Fitch. If no rating is available, Stone Harbor applies its internal rating methodology to assign a rating. A security that has not been assigned a credit rating through Stone Harbor's methodology is listed as 'not rated'. Ratings provided in this fact sheet have been converted to the equivalent S&P rating category. Ratings are measured on a scale that generally ranges from AAA (highest) to D (lowest). Cash and currency forwards generally are assigned the AAA rating. Portfolio credit quality may change over time. The Fund itself has not been rated by an independent rating agency. <sup>5</sup>Benchmark: J.P. Morgan CEMBI Broad Diversified. The benchmark tracks total returns for U.S. dollar-denominated debt instruments issued by corporate entities in emerging markets countries. The benchmark limits the current face amount allocations of the bonds in the CEMBI Broad by constraining the total face amount outstanding for countries with larger debt stocks. Qualifying corporate bonds have a face amount greater than USD 300 million, maturity greater than 5 years, verifiable prices and cash flows, and from countries with Asia ex-Japan, Latin America, Eastern Europe, Middle East, and Africa. One cannot invest directly in an index.

Fund characteristics are noted for general information purposes only, are based on characteristics as of the date indicated and are subject to change.

**RISKS:** An investment in the Fund involves risks, including loss of principal. The following is a summary of some of those risks. Please refer to the Fund's prospectus, including the risks described therein, for more information about the risk of investing in the Fund. Emerging markets securities are subject to greater risks arising from political or economic instability, nationalization or confiscatory taxation, currency exchange restrictions and an issuer's unwillingness or inability to make principal or interest payments on its obligations. Non-U.S. securities are subject to the risks of foreign currency fluctuations, generally higher volatility and lower liquidity than U.S. securities, less developed securities markets and economic systems and political and economic instability. The value of the Fund's investments may fall as a result of changes in exchange rates. Certain types of transactions (such as private placements) may have a disproportionate impact on the Fund's performance results because of the Fund's smaller size. Any objective or target will be treated as a target only and should not be considered as an assurance or guarantee of performance of the Fund or any part of it.

**This material must be accompanied or preceded by the prospectus. Please read the Fund's prospectus carefully before investing.**

Control Number: SHF001043

## About Stone Harbor

▶ [www.shiplp.com](http://www.shiplp.com)

**Stone Harbor Investment Partners LP** is a global institutional fixed income investment manager, specializing in credit and asset allocation strategies. The firm's investment strategies are based on fundamental insights, derived from a combination of proprietary research and the in-depth knowledge and specialized experience of the firm's team. Based in New York, Stone Harbor has offices in Chicago, London and Singapore. Founded in 2006, Stone Harbor is an employee-owned partnership.

For more information, please contact your Relationship Manager or our Client Service professionals at [clientservice@shiplp.com](mailto:clientservice@shiplp.com)