

Stone Harbor Emerging Markets Corporate Debt Fund

Investment Objective & Philosophy

The Fund seeks to maximize total return, which consists of income on its investments and capital appreciation. Our philosophy is based on a value-oriented, bottom-up approach to corporate investing. We approach emerging markets corporate investing with the mindset of a private lender, focusing on balance sheet strength, long-term cash flow generation, margin sustainability and capital structure. The investment team conducts multi-level risk management from a security, company, industry and sovereign perspective.

Fund Details

Bloomberg Ticker
SHCDX

Net Assets
US\$12.89 MM

Inception Date
1 June 2011

Benchmark
J.P. Morgan CEMBI Broad Diversified

Minimum Initial Investment
Class I – US\$1 MM or equivalent

Fees¹

Management–Class I: 0.85%/annum

Other Expenses: 1.34%/annum

Total Annual Operating Expenses–Class I²: 2.19%/annum

Total Annual Fund Operating Expenses After Fee Waiver & Expense Reimbursement²: 1.01%/annum

Fund Performance

	Q1 2019	1 Year	3 Years Annualized	5 Years Annualized	Since Inception Annualized
Fund NAV Return	5.74%	1.99%	5.10%	4.37%	3.46%
Benchmark	5.15%	4.60%	5.63%	4.83%	5.01%
Relative	0.59%	-2.61%	-0.53%	-0.46%	-1.55%

As of 31 March 2019

USD returns. The performance data shown reflects past performance. **The Fund's past performance is not a guarantee of future results.** The investment return and principal value of an investment will fluctuate so that an investor's shares, when redeemed, may be worth more or less than their original cost. The Fund's current performance may be higher or lower than that shown above. For current month end performance, call 212-548-1200.

Fund Characteristics³

15 February 2019 Quarterly Dividend	\$0.08
21 December 2018 Special Dividend	\$0.05
No. of Holdings:	115
Effective Duration:	4.65 years
Weighted Average Life:	6.59 years
Average Coupon:	5.71%
Yield to Worst:	6.38%
Unsubsidized 30 day SEC Yield:	4.24%
Subsidized 30 day SEC Yield:	5.43%

Regional Breakdown

Latin America	33.74%
Asia	30.97%
Middle East	14.76%
Europe	10.20%
Africa	7.76%
Net Cash	2.57%

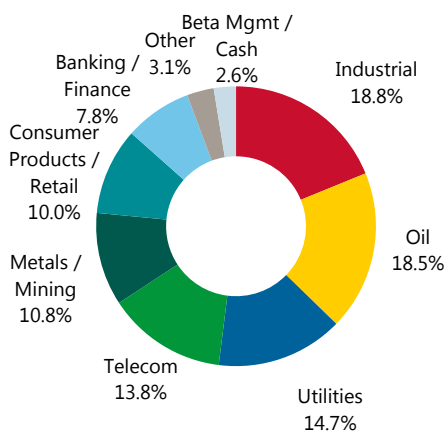
Distributed by ALPS Distributors, Inc.

Past performance is not a guarantee of future results. ¹As stated in the Fund's most recent prospectus. ²Stone Harbor Investment Partners LP, the Fund's investment adviser, has agreed to limit the amount of the Fund's total annual expenses, exclusive of expenses of other funds in which the Fund may invest, brokerage expenses, interest expenses, taxes and extraordinary expenses, to 1.00% of the Fund's average daily net assets. This agreement is in effect through September 30, 2019. Please refer to the prospectus for additional information about the Fund's expenses. ³Effective Duration is a measure of the sensitivity of price relative to changes in interest rates for a fixed income security. Weighted Average Life is the time to repayment of principal on a security whereby the time to each principal payment is weighted by the proportional size of the corresponding payment. Average Coupon is calculated for a portfolio by weighting each security's coupon by the size of the security investment par amount relative to total portfolio investment par. Yield to worst for a fixed income security is the lowest of yields calculated to each of the security's call dates and maturity date. The 30-day current net ("SEC") yield is calculated by dividing the net investment income per share for the 30 days ended on the date of calculation by the maximum offering price per share on that date. The figure is compounded and annualized.

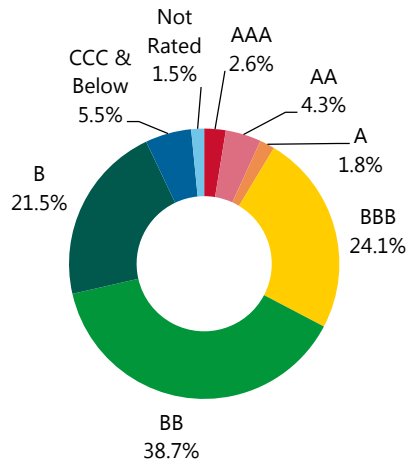
Important risks are described on page 2. NOT FDIC INSURED. MAY LOSE VALUE. NO BANK GUARANTEE.

Stone Harbor Emerging Markets Corporate Debt Fund

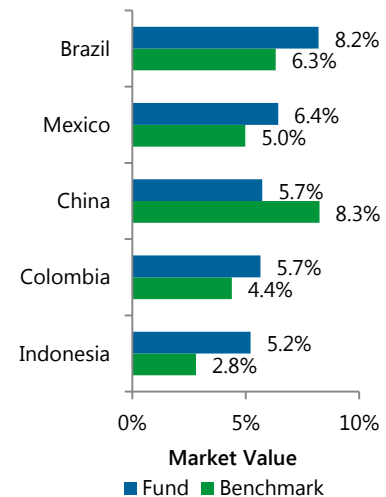
Industry Weights



Credit Quality Breakdown⁴



Top 5 Countries⁵



Additional Information

⁴Stone Harbor utilizes an average rating methodology to determine the Fund's credit quality breakdown. Sources for ratings include S&P, Moody's and Fitch. In determining the average credit quality of a security, Stone Harbor uses the following hierarchy: S&P; if S&P is unavailable, Moody's; if Moody's is unavailable, Fitch. If no rating is available, Stone Harbor applies its internal rating methodology to assign a rating. A security that has not been assigned a credit rating through Stone Harbor's methodology is listed as 'not rated'. Ratings provided in this fact sheet have been converted to the equivalent S&P rating category. Ratings are measured on a scale that generally ranges from AAA (highest) to D (lowest). Cash and currency forwards generally are assigned the AAA rating. Portfolio credit quality may change over time. The Fund itself has not been rated by an independent rating agency. ⁵Benchmark: J.P. Morgan CEMBI Broad Diversified. The benchmark tracks total returns for U.S. dollar-denominated debt instruments issued by corporate entities in emerging markets countries. The benchmark limits the current face amount allocations of the bonds in the CEMBI Broad by constraining the total face amount outstanding for countries with larger debt stocks. Qualifying corporate bonds have a face amount greater than USD 300 million, maturity greater than 5 years, verifiable prices and cash flows, and from countries with Asia ex-Japan, Latin America, Eastern Europe, Middle East, and Africa. One cannot invest directly in an index.

Fund characteristics are noted for general information purposes only, are based on characteristics as of the date indicated and are subject to change.

RISKS: An investment in the Fund involves risks, including loss of principal. The following is a summary of some of those risks. Please refer to the Fund's prospectus, including the risks described therein, for more information about the risk of investing in the Fund. Emerging markets securities are subject to greater risks arising from political or economic instability, nationalization or confiscatory taxation, currency exchange restrictions and an issuer's unwillingness or inability to make principal or interest payments on its obligations. Non-U.S. securities are subject to the risks of foreign currency fluctuations, generally higher volatility and lower liquidity than U.S. securities, less developed securities markets and economic systems and political and economic instability. The value of the Fund's investments may fall as a result of changes in exchange rates. Certain types of transactions (such as private placements) may have a disproportionate impact on the Fund's performance results because of the Fund's smaller size. Any objective or target will be treated as a target only and should not be considered as an assurance or guarantee of performance of the Fund or any part of it.

This material must be accompanied or preceded by the prospectus. Please read the Fund's prospectus carefully before investing.

Control Number: SHF000967, Expiration Date: 31 July 2019.

About Stone Harbor

www.shiplp.com

Stone Harbor Investment Partners LP is a global institutional fixed income investment manager, specializing in credit and asset allocation strategies. The firm's investment strategies are based on fundamental insights, derived from a combination of proprietary research and the in-depth knowledge and specialized experience of the firm's team. Based in New York, Stone Harbor employs approximately 125 people across its headquarters and offices in Chicago, London, Melbourne and Singapore. Founded in 2006, Stone Harbor is an employee-owned partnership with approximately \$27 billion of assets under management as of 31 March 2019.

For more information, please contact your Relationship Manager or our Client Service professionals at clientservice@shiplp.com